

The Price Indices for November 2023

Consumer Price Index (CPI)

The CPI in November 2023 decreased 0.28% from the preceding month, mainly because the index for vegetables fell 8.94% as the supply increased; the index for garments fell 2.55% owing to the anniversary promotions of some department stores. The index for fuels and lubricants as well as communication equipment fell 2.31% and 1.78%. However, the index for fruits rose 2.78%, offsetting part of the decrease. The general CPI excluding fruits, vegetables and energy (core CPI) decreased 0.12%.

The CPI in November 2023, compared with the same month of 2022, increased 2.90%, mainly because the indices for fruits, vegetables, meats, and food away from home rose 18.73%, 10.67%, 6.15% and 4.21%, respectively. Moreover, the indices for personal effects, services for entertainment, services for nursery and nursing care, medical care services, residential rents as well as fuels and lubricants also rose 5.60%, 4.40%, 4.22%, 3.01%, 2.12% and 2.12%, respectively. However, the indices for communication equipment, household durable equipment and transportation fees fell 2.64%, 1.41% and 0.49%, offsetting part of the increase. The core CPI increased 2.38%.

For the first eleven months of 2023, the CPI increased 2.48% over the same period of previous year. The indices for commodity and service moved up 2.06% and 2.88%, respectively. The core CPI increased 2.60%.

Producer Price Index (PPI)

The PPI in November 2023 fell 1.28% from the preceding month.

The PPI in November 2023, compared with the same month of 2022, decreased 0.70%, mainly because the indices for gas supply, petroleum and coal products as well as fabricated metal products fell 18.47%, 5.93% and 3.14%, respectively. Moreover, the indices for chemical material, other chemical products and pharmaceuticals fell 2.39%. However, the indices for electricity supply rose 5.60%, as well as the indices for farm products and

electrical equipment rose 23.18% and 3.66%, offsetting part of the decrease.

For the first eleven months of 2023, the PPI decreased 0.56% over the same period of previous year.

Import Price Index (IPI) on USD basis

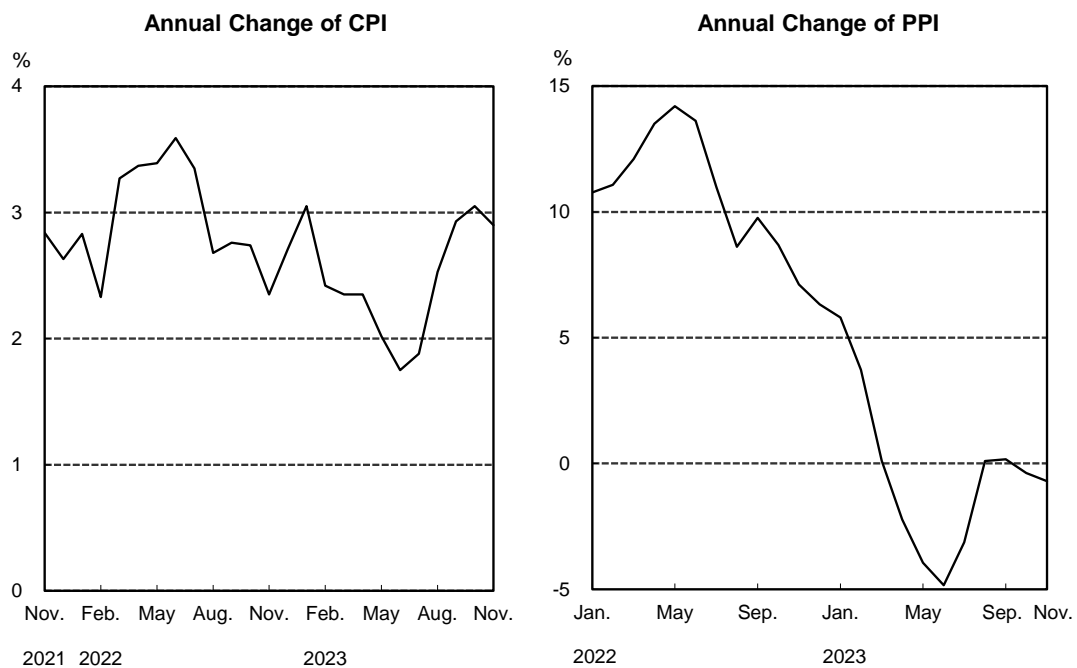
The IPI in November 2023 fell 0.63% from the preceding month, and decreased 5.79% compared with the same month of 2022.

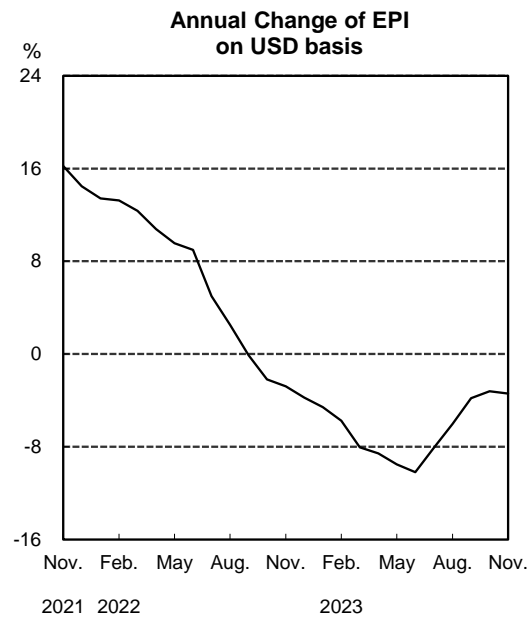
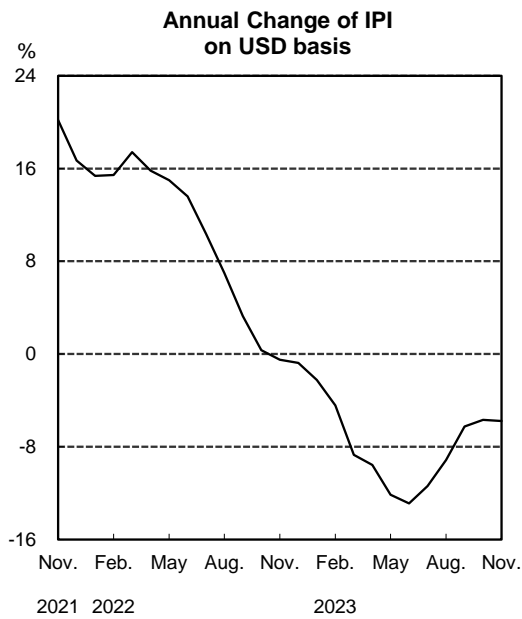
For the first eleven months of 2023, the IPI decreased 8.11% over the same period of previous year.

Export Price Index (EPI) on USD basis

The EPI in November 2023 fell 0.27% from the preceding month, and decreased 3.40% compared with the same month of 2022.

For the first eleven months of 2023, the EPI decreased 6.53% over the same period of previous year.





Statistical Tables

Table 1 The Changes of Consumer Price Indices

Table 2 The Changes of Producer Price Indices

Table 3 The Changes of Import Price Indices

Table 4 The Changes of Export Price Indices

For Further Information:

Statistics Database: <https://eng.stat.gov.tw/>

DGBAS news releases on the Internet: <https://eng.dgbas.gov.tw/>

Tel: +886-2-23803449; Fax: +886-2-23803465

**Next release – January 5, 2024, for
The Price Indices for December 2023**